



DVK Dryer Booster Fans

DVK Dryer Booster Fans



How Well Does Your Dryer Perform?

Most residential dryers are designed to vent approximately 15 feet of duct. With the introduction of main floor and second story laundry rooms, duct runs have become complex, often exceeding dryer manufacturers' recommendations. The results are longer drying times, greater wear and tear on the dryer and higher energy costs.



A Better Idea


Continental Fan's DVK Dryer Booster Fans are designed to enhance the drying efficiency of residential, commercial and industrial dryers. DVK Fans feature quiet and efficient backward curved impellers that are capable of overcoming long duct runs, and an in-line configuration that simplifies installation. Unique design features result in a quiet and powerful solution that is unmatched in the industry.

Design Features

- External rotor motor for quiet & efficient operation
- Backward curved impeller to overcome long duct runs
- In-line construction to reduce lint build-up
- High temperature construction: 60 C/140 F
- Thermal overload protection
- Automatic reset

Booster Fan Activation

Note: Continental Fan does not recommend wiring a dryer booster fan directly into a clothes dryer. Please refer to the available methods of booster fan activation listed on the following page.



DVK Dryer Booster Fans

Booster Fan Activation Methods



Current Sensor (DVK100B-C Kit)

This is the preferred method for activating a dryer booster fan. When a clothes dryer is operating and drawing at least one amp of current, the current sensor automatically activates the DVK100B dryer booster fan.

Timer (DVK100B-T Kit)

Timers are simple to install and are maintenance free. Simply setting the fan timer to the same period as the dryer timer activates the DVK100B dryer booster fan.

Pressure Switch (DVK100B-P Kit)

The pressure switch is designed to be mounted in the duct between the fan and the dryer. When it senses dryer airflow, the switch activates the DVK100B dryer booster fan.

Pressure Switch - Mounted (DVK100B-PM Kit)

The pre-mounted pressure switch simplifies installation. Utilizing the components found in the DVK100B-P kit, the pressure switch is pre-wired and factory mounted to the DVK100B dryer booster fan.

Note: Each of the above booster fan activation methods may be purchased as a separate accessory item.

Available Accessories

A full range of accessories is available to suit each application.



Lint Trap



Mounting Clamps



Wall Caps



Roof Caps

Installation Tips

- DVK100B fans should be mounted at least 15 linear feet from dryer.
- Each 90-degree elbow is equivalent to 5 linear feet of duct.
- DVK100B fans are designed to vent up to 110 feet of 4-inch rigid duct.

Helpful Hints

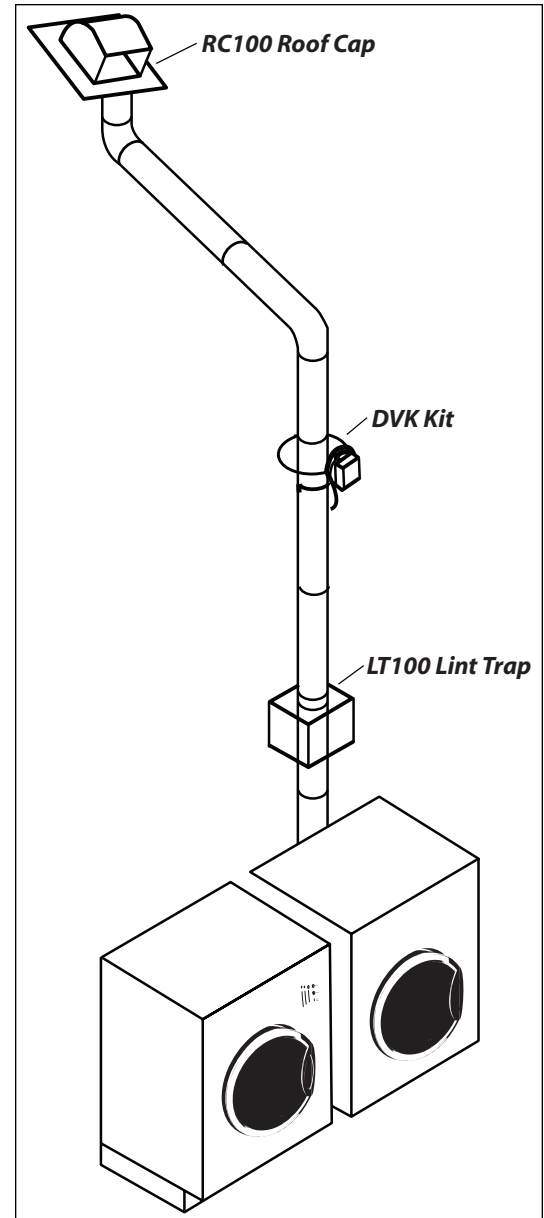
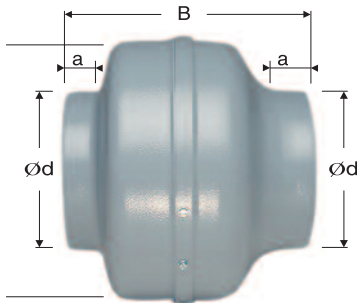
An LT100 Lint Trap may be installed between the dryer and the booster fan to reduce lint build-up and maintenance on the fan.

Performance Data

MODEL	CUBIC FEET PER MINUTE							
	0"SP	0.2"SP	0.4"SP	0.6"SP	0.8"SP	1.0"SP	1.2"SP	1.5"SP
DVK100B	150	140	127	112	94	74	53	23

Dimensional Data

MODEL	WATTS	RPM	D (in.)	d (in.)	a (in.)	B (in.)	FAN WT (lbs)
DVK100B	83.4	2620	9.5	3.9	1.0	8.3	6.5



Additional CFM Products



CX
Air Purifiers



AeroFan
Superior Bathroom Fans



EXT
External Mount Duct Fans



AXC
In-Line Duct Fans

www.continentalfan.com

—better AIRFLOW by DESIGN™

USA - Continental Fan Manufacturing Inc.
203 Eggert Road, Buffalo, NY 14215
T: 716-842-0670 • 800-779-4021 • F: 716-842-0611

Canada - Continental Fan Canada Inc.
12-205 Matheson Blvd E, Mississauga, ON L4Z 3E3
T: 905-890-6192 • 800-779-4021 • F: 905-890-6193

Distributed By: